

ASSESSMENT OF KNOWLEDGE, ATTITUDE AND PRACTICE AMONG DENTAL HEALTH CARE PROFESSIONALS IN USING PERSONAL PROTECTION EQUIPMENT DURING HEALTH EMERGENCIES

- **GowthamNeppala**

Department of Prosthodontics Saveetha Dental college, Saveetha Institute of Medical and Technical Sciences, Saveetha university, Chennai, India. Email: 151909001.sdc@saveetha.com

- **Dr. Subhashree.R**

Reader Department of Prosthodontics, Saveetha Dental College and Hospitals Saveetha Institute of Medical and Technical Sciences, Saveetha university, Chennai, India.

- **Dr. Sanjana Devi N***

Assistant professor Department of Prosthodontics, Saveetha Dental college and Hospitals Saveetha Institute of Medical and Technical Sciences, Saveetha university, Chennai, India Email: sanjanadevin.sdc@saveetha.com

ABSTRACT:

Introduction: PPE helps health care professional from exposure by preventing occupational exposure from various highly contagious viruses like Ebola Virus, SARS (Severe acute Respiratory Syndrome), Novel coronavirus infection (COVID-19) and helps them to treat when working in a Dental operator or quarantine facility. PPE is used by healthcare professionals, supporting staff, laboratory staff, family members of patients, and situations where contact with blood, body fluids, secretions, or excretions is highly contagious and infectious diseases. PPE acts as a physical barrier between Microorganisms and Health care professionals and protects by preventing microorganisms from contamination of hands, eyes, clothing, hair and shoes.

Materials and Methods: A questionnaire-based survey consisting of 10 questions with multiple choices is framed using Google forms by (Google LLC). The questionnaire was divided into demographic data, knowledge-based and attitude-based. Participation in the study was voluntary, and identification information was not collected from the study subjects. Informed consent was obtained from the subjects for their willingness to participate in the study.

Results and Discussion: This survey was done to assess the knowledge, attitude and practice regarding the use of PPE during emergencies. This survey enables the reader to better understand the precise and indispensable usage of PPE during health emergencies. Within the limitations of the study, it shows that knowledge concerning personal protective equipment (PPE) is moderate, compared to attitude and practice among respondents. It is recommended that CDE programmes, Hands-on courses, and webinar programs be conducted for dentists to increase their awareness and gain more knowledge about the usage of personal protective equipment.

INTRODUCTION

PPE helps health care professional from exposure by preventing occupational exposure from various highly contagious viruses like Ebola Virus, SARS (Severe acute Respiratory Syndrome), Novel coronavirus infection (COVID-19) and helps them to treat when working in a Dental operator or quarantine facility. PPE is used by healthcare professionals, supporting staff, laboratory staff, family

members of patients, and situations where contact with blood, body fluids, secretions, or excretions is highly contagious and infectious diseases. PPE acts as a physical barrier between Microorganisms and Health care professionals and protects by preventing microorganisms from contamination of hands, eyes, clothing, hair and shoes. PPE includes gloves, protective eyewear (goggles), mask, apron, gown, boots/shoe cover, hair cover. COVID-19 (Coronavirus Disease, 2019 & SARSCoV-2)

The dental operatory poses a riskier environment because of the high possibility of cross-infection between dental practitioners and patients by aerosol procedures[1]. A study on personal protective equipment use among health care providers in Tamil Nadu by Archana Lakshmi P. A. in 2018 concluded that inappropriate use and lack of adequate knowledge on infection control practices emphasizing that periodic retraining is needed[2].

A COVID-19 positive case can go symptomless for many days; therefore, various guidelines are recommended by the Centre for Disease Control and Prevention (CDC) and World Health Organization (WHO) for dental health care workers. Adequate precautions must be taken; the exact behaviour of the virus is not fully understood by the scientists, making it even riskier for a health practitioner. There have been peaceful protests worldwide by doctors, nurses, and other healthcare professionals demanding PPE.

Highly infectious diseases and their exposure to contaminated body fluids, in healthcare staff '[3]. It reviewed contemporary evidence on 'which type of PPE and which method of donning or doffing PPE protocol have the least risk of contamination or infection for Health care workers, and which training methods would increase compliance with PPE protocols'[3]. The evidence from this review is of great importance whereas the risk of infection, and even though COVID-19 is not considered a high consequence disease in the UK [3, 4]. Its findings remain relevant to the current pandemic[5] and continue to be updated.

Our team has extensive knowledge and research experience that has translated into high quality publications[6–15],[16–30]. There are numerous studies regarding the use of PPE by Health Care Officials; many of the studies are regarding use in Medical; there are few studies regarding PPE use in Dental clinics. The Knowledge Awareness and Practice among Dentists use Personal Protection Equipment during Health Emergencies or during Pandemic Situations in Chennai, Tamilnadu, India.

MATERIALS AND METHODS:

The present study was a descriptive cross-sectional (questionnaire) study. Ethical clearance was given from the Institutional Human Ethical Committee of Saveetha Dental College and Hospital, SIMATS, Chennai, Tamilnadu, India. The survey was conducted in May 2020 among General dentists, Postgraduate students, Dental specialists to assess the knowledge, attitude and practice regarding the use of Personal Protection Equipment during Health Emergencies or during Pandemic Situations in Chennai Tamilnadu, India.

A questionnaire-based survey consisting of 10 questions with multiple choices is framed using Google forms by (Google LLC). The questionnaire was divided into demographic data, knowledge-based and attitude-based. Participation in the study was voluntary, and identification information was not collected from the study subjects. Informed consent was obtained from the subjects for their willingness to participate in the study.

Statistical analysis was done using descriptive statistical analysis.SPSS software version 23.0 by IBM was used to analyze the results statistically. The collected data was converted into excel sheets. Bar graphs and pie charts were used for pictorial representation of the result of the study.

RESULTS AND DISCUSSION:

A total of 104 responses were received from the respondents. Among 104 responses, 44 are female, and 60 are male, of which 22 are a general dentist, and 82 are specialists, and 21.16% of the participants had a professional experience within five years, whereas 78.84% of the participants had a professional experience of more than five years(Table 1)

Based on the knowledge regarding how to use PPE shows that 34.62% reveals no knowledge regarding the use of PPE, and 65.38% reveals that they know the use of PPE. Regarding the knowledge regarding usage of PPE shows that 61.54% does not know the usage of PPE and 28.85% reveals that they have knowledge regarding usage of PPE, and 9.62% reveals that they use PPE sometimes during health emergencies. Regarding the necessity of wearing PPE during health, emergencies show that 95.19% of respondents use PPE in all conditions regardless of the procedure, while 2.88% of respondents will wear PPE while doing Aerosol procedures, and 1.93% respondents will wear PPE while doing any procedures which are in contact with the infection during health emergencies(Figure 1-3)

Depending on participants' attitude regarding attending any courses regarding PPE use and disposal shows that 76.92% of respondents have not attended any course, while 23.08% of respondents have attended courses regarding usage and disposal of PPE. Regarding donning and doffing protocol for PPE use shows that 59.62% of respondents know about donning and doffing protocol while 40.38% of respondents do not know about donning and doffing protocol for PPE use and regarding how much time it takes to wear PPE shows that 44.23% respondents take 10-15 minutes to while PPE and 43.27% respondents take 5-10 minutes and 12.50% respondents take 15-20 minutes to wear PPE. (Figure 4-6)

Depending on PPE practice during health emergencies, it reveals how much time it takes to wear PPE shows that 44.23% of respondents take 10-15 minutes to while PPE and 43.27% respondents take 5-10 minutes 12.50% respondents take 15-20 minutes to wear PPE. Regarding how much time it takes to wear PPE shows that 44.23% of respondents take 10-15 minutes to while PPE and 43.27% respondents take 5-10 minutes and 12.50% respondents take 15-20 minutes to wear PPE. Regarding which components do you wear while using PPE shows that 88.46% of respondents pick coverall, goggles, shoe cover, face shield, triple-layer mask, and Nitrile gloves(6 components), followed by 7.69% of respondents pick glove, coverall, goggles, N-95 mask, shoe cover, face shield, triple-layer mask and Nitrile gloves(8 components)and 3.85% respondents pick glove, coverall, goggles, N-95 mask, shoe cover, face shield, triple-layer mask and alcohol sanitisation (8 components) and also regarding where to dispose PPE after use shows that 44.23% respondents dispose of them in Air sealed container of BioMedical Waste. In comparison, 40.38% of respondents dispose of them in a Yellow colour bin while 11.54% of respondents dispose of them in Red colour bin and the remaining 3.85% dispose of them in Blackcolour(Figure 7-10).

Comparing medical and dental health care professionals, we found that knowledge scores were significantly higher in medical professionals. Attitude and practice score was found to be significantly higher in dental professionals. A multinational study found dentists to have good knowledge and practice scores, which is vital to combat health emergencies like COVID-19[31].

PPE should be considered after a risk assessment and as just one issue in a more effective preventive approach, including aerosol, droplet and splatter reduction and ventilation. Risk reduction must be

considered along with other significant challenges to our staff's health and wellbeing, including the nature of care and the complex business of dentistry[32, 33]. We do not have all the answers about universal precautions for the future, but all dental professionals will need to identify and manage risk in line with national guidance and learn from our colleagues worldwide. We have to justify our actions in managing risk, collect evidence, and be prepared to adapt where necessary[34, 35].

LIMITATIONS

- Confined to a smaller number of respondents.
- Cannot be generalized to a large population.
- Web-based surveys are inaccessible to challenging respondents who may lack access to the survey.
- Sampling errors arise due to online surveys.
- Open-ended questions and responses might lead to interviewer bias.

In future, a larger population, particularly for a specific speciality/age/ experience group among dentists should be studied.

CONCLUSION

This survey was done to assess the knowledge, attitude and practice regarding the use of PPE during emergencies. This survey enables the reader to better understand the precise and indispensable usage of PPE during health emergencies. Within the limitations of the study, it shows that knowledge concerning personal protective equipment (PPE) is moderate, compared to attitude and practice among respondents. It is recommended that CDE programmes, Hands-on courses, and webinar programs be conducted for dentists to increase their awareness and gain more knowledge about the usage of personal protective equipment. Periodic reinforcement and training programs are needed for all healthcare workers for adherence with appropriate use of personal care equipment.

ACKNOWLEDGEMENT:

Nil

CONFLICTS OF INTEREST:

Nil

REFERENCES:

- [1] Khader Y, Al Nsour M, Al-Batayneh OB, et al. Dentists' Awareness, Perception, and Attitude Regarding COVID-19 and Infection Control: Cross-Sectional Study Among Jordanian Dentists. *JMIR Public Health and Surveillance* 2020; 6: e18798.
- [2] A. ALP, H. GJ, A. MS, et al. A study on personal protective equipment use among health care providers, Tamil Nadu. *International Journal Of Community Medicine And Public Health* 2018; 5: 1771.
- [3] Verbeek JH, Rajamaki B, Ijaz S, et al. Personal protective equipment for preventing highly infectious diseases due to exposure to contaminated body fluids in healthcare staff. *Cochrane Database of Systematic Reviews*. Epub ahead of print 2020. DOI: 10.1002/14651858.cd011621.pub4.
- [4] Website, UK Government. High consequence infectious diseases (HCID) – Status of COVID-19.

2020. Available at <https://www.gov.uk/guidance/high-consequence-infectious-diseases-hcid> (accessed June 2020). (accessed 31 May 2021).
- [5] Website, Johnson I, Gallagher J E, Verbeek J H, Innes N P T. Personal protective equipment: a commentary for the dental and oral health care team. 2020. Available at <https://oralhealth.cochrane.org/news/personal-protective-equipment-commentary-dental-and-oral-health-care-team> (accessed June 2020). (accessed 31 May 2021).
- [6] Aparna J, Maiti S, Jessy P. Polyether ether ketone - As an alternative biomaterial for Metal Richmond crown-3-dimensional finite element analysis. *J Conserv Dent* 2021; 24: 553–557.
- [7] Ponnanna AA, Maiti S, Rai N, et al. Three-dimensional-Printed Malo Bridge: Digital Fixed Prosthesis for the Partially Edentulous Maxilla. *ContempClin Dent* 2021; 12: 451–453.
- [8] Kasabwala H, Maiti S, Ashok V, et al. Data on dental bite materials with stability and displacement under load. *Bioinformation* 2020; 16: 1145–1151.
- [9] Merchant A, Maiti S, Ashok V, et al. Comparative analysis of different impression techniques in relation to single tooth impression. *Bioinformation* 2020; 16: 1105–1110.
- [10] Agarwal S, Ashok V, Maiti S. Open- or Closed-Tray Impression Technique in Implant Prosthesis: A Dentist's Perspective. *J Long Term Eff Med Implants* 2020; 30: 193–198.
- [11] Rupawat D, Maiti S, Nallaswamy D, et al. Aesthetic Outcome of Implants in the Anterior Zone after Socket Preservation and Conventional Implant Placement: A Retrospective Study. *J Long Term Eff Med Implants* 2020; 30: 233–239.
- [12] Merchant A, Ganapathy DM, Maiti S. Effectiveness of local and topical anesthesia during gingival retraction. *Brazilian Dental Science* 2022; 25: e2591.
- [13] Agarwal S, Maiti S, Ashok V. Correlation of soft tissue biotype with pink aesthetic score in single full veneer crown. *Bioinformation* 2020; 16: 1139–1144.
- [14] Maiti S, Professor A, Department of Prosthodontics And Implantology, et al. Antimicrobial Activity Of Soft Liner Incorporated With Ocimum Sanctum Extract. *International Journal of Dentistry and Oral Science* 2020; 15–20.
- [15] Maiti S, Professor A, Department of Prosthodontics And Implantology, et al. Antimicrobial Efficacy Of Temporary And Permanent Denture Soft Lining Material Modified by Titanium - Dioxide Nanoparticles - An In-vitro Study. *International Journal of Dentistry and Oral Science* 2020; 21–26.
- [16] Ezhilarasan D, Sokal E, Najimi M. Hepatic fibrosis: It is time to go with hepatic stellate cell-specific therapeutic targets. *HepatobiliaryPancreat Dis Int* 2018; 17: 192–197.
- [17] Vignesh R, Sharmin D, Rekha CV, et al. Management of Complicated Crown-Root Fracture by Extra-Oral Fragment Reattachment and Intentional Reimplantation with 2 Years Review. *ContempClin Dent* 2019; 10: 397–401.
- [18] Jeevanandan G, Govindaraju L. Clinical comparison of Kedo-S paediatric rotary files vs manual instrumentation for root canal preparation in primary molars: a double blinded randomised clinical trial. *European Archives of Paediatric Dentistry* 2018; 19: 273–278.
- [19] Rajeshkumar S, Menon S, Venkat Kumar S, et al. Antibacterial and antioxidant potential of biosynthesized copper nanoparticles mediated through *Cissusarnotiana* plant extract. *J PhotochemPhotobiol B* 2019; 197: 111531.
- [20] Chen F, Tang Y, Sun Y, et al. 6-shogaol, a active constituents of ginger prevents UVB radiation mediated inflammation and oxidative stress through modulating Nrf2 signaling in human epidermal keratinocytes (HaCaT cells). *J PhotochemPhotobiol B* 2019; 197: 111518.
- [21] Murugan MA, Arul Murugan M, Jayaseelan V, et al. Low Velocity Impact and Mechanical Behaviour of Shot Blasted SiC Wire-Mesh and Silane-Treated Aloe vera/Hemp/Flax-Reinforced SiC Whisker Modified Epoxy Resin Composites. *Silicon* 2020; 12: 1847–1856.

- [22] Nandhini NT, Rajeshkumar S, Mythili S. The possible mechanism of eco-friendly synthesized nanoparticles on hazardous dyes degradation. *BiocatalAgricBiotechnol* 2019; 19: 101138.
- [23] Ezhilarasan D. Oxidative stress is bane in chronic liver diseases: Clinical and experimental perspective. *Arab J Gastroenterol* 2018; 19: 56–64.
- [24] Rajagopal R, Padmanabhan S, Gnanamani J. A comparison of shear bond strength and debonding characteristics of conventional, moisture-insensitive, and self-etching primers in vitro. *Angle Orthod* 2004; 74: 264–268.
- [25] Muthukrishnan S, Krishnaswamy H, Thanikodi S, et al. Support vector machine for modelling and simulation of Heat exchangers. *Thermal Science* 2020; 24: 499–503.
- [26] Wu F, Zhu J, Li G, et al. Biologically synthesized green gold nanoparticles from *Siberian ginseng* induce growth-inhibitory effect on melanoma cells (B16). *Artificial Cells, Nanomedicine, and Biotechnology* 2019; 47: 3297–3305.
- [27] Neelakantan P, Sharma S, Shemesh H, et al. Influence of Irrigation Sequence on the Adhesion of Root Canal Sealers to Dentin: A Fourier Transform Infrared Spectroscopy and Push-out Bond Strength Analysis. *J Endod* 2015; 41: 1108–1111.
- [28] Sahu D, Kannan GM, Vijayaraghavan R. Carbon black particle exhibits size dependent toxicity in human monocytes. *Int J Inflamm* 2014; 2014: 827019.
- [29] Ke Y, Al Aboody MS, Alturaiki W, et al. Photosynthesized gold nanoparticles from *Catharanthus roseus* induces caspase-mediated apoptosis in cervical cancer cells (HeLa). *Artif Cells NanomedBiotechnol* 2019; 47: 1938–1946.
- [30] Gheena S, Ezhilarasan D. Syringic acid triggers reactive oxygen species-mediated cytotoxicity in HepG2 cells. *Hum Exp Toxicol* 2019; 38: 694–702.
- [31] Kamate S, Sharma S, Thakar S, et al. Assessing Knowledge, Attitudes and Practices of dental practitioners regarding the COVID-19 pandemic: A multinational study. *Dental and Medical Problems* 2020; 57: 11–17.
- [32] Website, Ganyani T, Kremer C, Chen D et al. Estimating the generation interval for COVID-19 based on symptom onset data. 2020. Preprint. Available online at <https://www.medrxiv.org/content/10.1101/2020.03.05.20031815v1> (accessed June 2020). (accessed 31 May 2021).
- [33] Website.
- [34] Andersen MZ, Gülen S, Fonnes S, et al. Half of Cochrane reviews were published more than 2 years after the protocol. *Journal of Clinical Epidemiology* 2020; 124: 85–93.
- [35] To KK-W, Tsang OT-Y, Leung W-S, et al. Temporal profiles of viral load in posterior oropharyngeal saliva samples and serum antibody responses during infection by SARS-CoV-2: an observational cohort study. *The Lancet Infectious Diseases* 2020; 20: 565–574.

Figures:

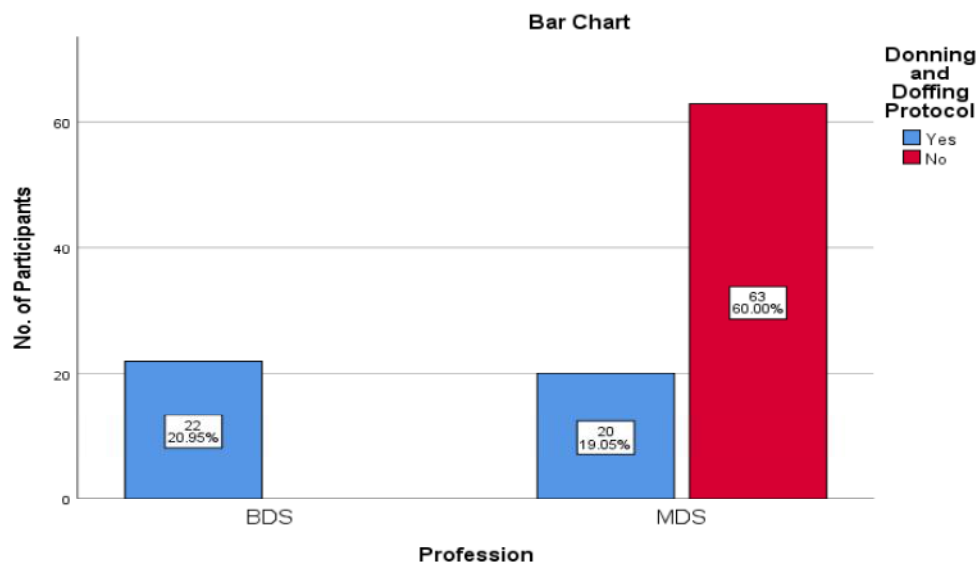


Fig 1 Bar graph depicting the association between profession and Donning and Doffing Protocol; X-axis represents type Profession and Y-axis represents the number of Participants. The graph shows most of them doesn't know the protocol MDS. Chi-Square test represents the statistical association between profession and Donning and Doffing Protocol having p-value - 0.000 (p value<0.05) making it statistically significant

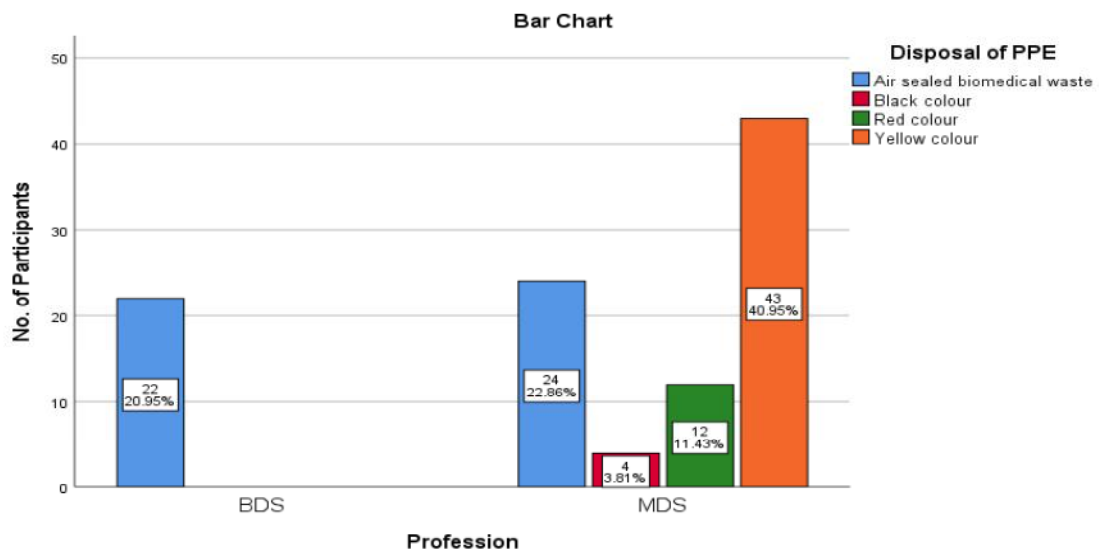


Fig 2 Bar graph depicting the association between profession and Disposal of PPE; X-axis represents type Profession and Y-axis represents the number of Participants. The graph shows most of them preferred Yellow coloured Bag for disposal in MDS. Chi-Square test represents the statistical association between profession and Disposal of PPE having p-value - 0.000 (p value<0.05) making it statistically significant

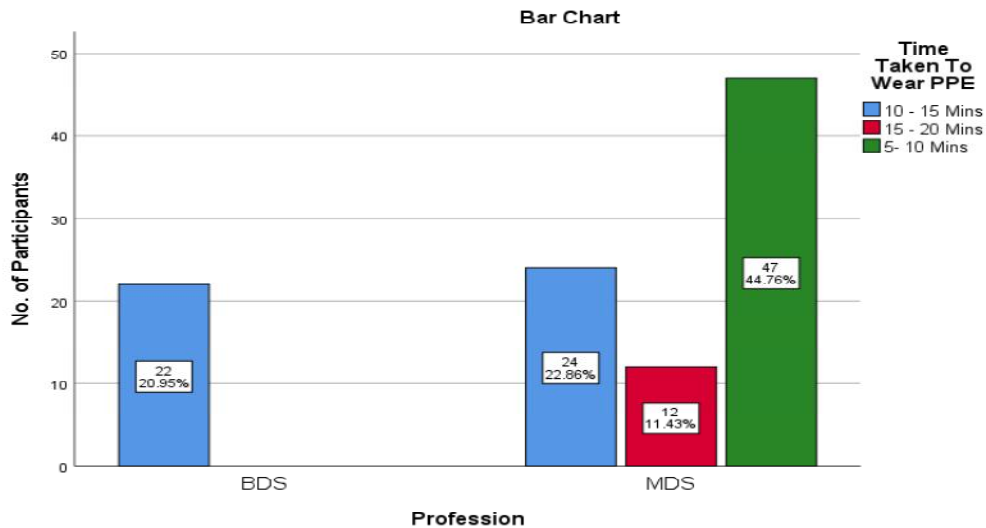


Fig 3 Bar graph depicting the association between profession and Time took to wear PPE; X-axis represents type Profession and Y-axis represents the number of Participants. The graph shows most of them took 5-10minutes for wearing PPE in MDS. Chi-Square test represents the statistical association between profession and wearing of PPE having p-value - 0.000 (p value<0.05) making it statistically significant

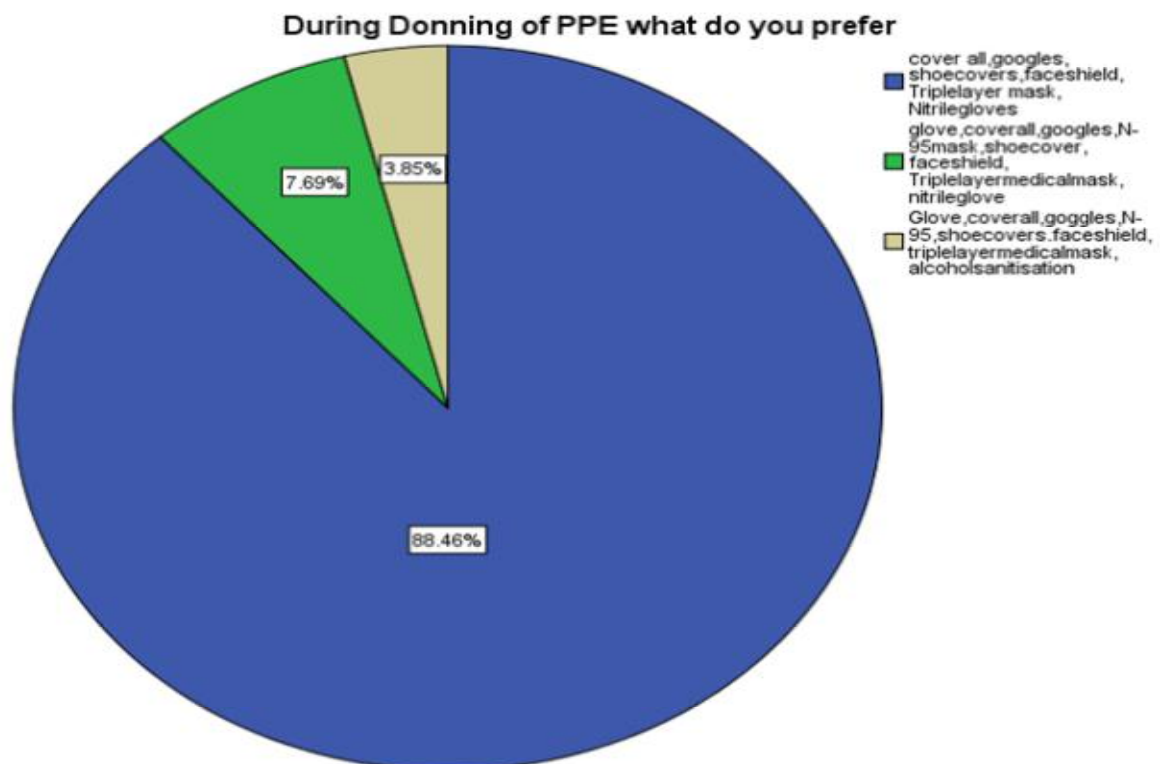


Figure 4: The pie chart reveals which components do you wear while using PPE shows that 88.46% of respondents pick coverall, goggles, shoe cover, face shield, triple-layer mask and Nitrile gloves (6 components) followed by 7.69% respondents pick glove, coverall, goggles, N-95 mask, shoe cover, face shield, triple-layer mask and Nitrile gloves (8 components) and 3.85% respondents pick glove, coverall, goggles, N-95 mask, shoe cover, face shield, triple-layer mask and alcohol sanitisation (8 components).

Tables:

Demographic variables	Categories	Number of respondents	Percentage%
Gender	Male	60	57.7%
	Female	44	42.3%
Field of practice	BDS	22	21.2%
	MDS	82	78.8%
Years of experience	0-5	22	21.16%
	6-10	34	32.70%
	11-15	30	28.84%
	>15	18	17.30%

Table 1: Showing Demographic Data of participants: 21.2% of general dentists followed by 78.8% are speciality dentists participated in this survey, 21.2% belonged to 0-5 years of experience, 32.70% belong to 6-10 years of experience, 28.84% belong to 11-15 years of experience and 17.30% belong to >15 years of experience.

	Parameters	df	Chi-Square
Profession	Donning and Doffing Protocol	1	.000
	Disposal of PPE	3	.000
	Time is taken to Wear PPE	2	.000

Table 2: Association between profession and Donning and doffing protocol, Disposal of PPE and Time taken to wear PPE. Chi-square test was done, the p-value was 0.000 showing that it is statistically significant,